



Betta Fluid Control Co Ltd

PRODUCT APPRAISAL REPORT 1121 Issue 11

BETTA Resilient Seated Gate Valves

**AS/NZS 2638.2:2011 Gate valves for waterworks purposes –
Resilient seated**

Issue 9 Published: 21 November 2019

Issue 10 Published: 9 March 2021

Issue 11 Published: 13 October 2023

Document History

The following information indicates the changes made to this document.

Date	Version	Date	Version
14 November 2011	Peer Review	4 April 2018	Issue 7 Published
17 January /2012	Published	10 May 2018	Issue 8 Client Review
10 May 2012	Issue 2 Published	11 May 2018	Issue 8 Published
11 September 2015	Issue 3 Peer Review	20 November 2019	Issue 9 Client Review
28 October 2015	Issue 3 Published	21 November 2019	Issue 9 Published
20 July 2017	Issue 4 Published	8 March 2021	Issue 10 Client Review
30 January 2018	Issue 5 Client Review	8 March 2021	Issue 10 Published
31 January 2018	Issue 5 Peer Review	12 October 2023	Issue 11 Client Review
21 February 2018	Issue 5 Published	13 October 2023	Issue 11 Published
12 March 2018	Issue 6 Published		
3 April 2018	Issue 7 Client Review		

Peer Reviewers

Name/Title	Organisation	Date
Product Appraisal Technical Advisory Group	WSAA	20 December 2011
Carl Radford, Product Appraisal Manager	WSAA	21 December 2011
Carl Radford, Product Appraisal Manager	WSAA	11 May 2012
Peter Pittard, WSAA Consultant	WSAA	22 September 2015
Carl Radford, Product Appraisal Manager	WSAA	28 October 2015
Peter Pittard, WSAA Consultant	WSAA	17 July 2017
Carl Radford, Product Appraisal Manager	WSAA	17 July 2017
Peter Pittard, WSAA Consultant	WSAA	30 January 2018
Product Appraisal Technical Advisory Group	WSAA	21 February 2018
WSAA Expert Panel	WSAA	21 February 2018
Carl Radford, Product Appraisal Manager	WSAA	21 February 2018
Peter Pittard, WSAA Consultant	WSAA	11 March 2018
Carl Radford, Product Appraisal Manager	WSAA	12 March 2018
Peter Pittard, WSAA Consultant	WSAA	15 March 2018
Carl Radford, Product Appraisal Manager	WSAA	4 April 2018
Peter Pittard, WSAA Consultant	WSAA	10 May 2018
Carl Radford, Product Appraisal Manager	WSAA	11 May 2018
Peter Pittard, WSAA Consultant	WSAA	12 November 2019
Carl Radford, Product Appraisal Manager	WSAA	21 November 2019

Peter Pittard, WSAA Consultant	WSAA	7 March 2021
Carl Radford, Product Appraisal Manager	WSAA	8 March 2021
Peter Pittard, WSAA Consultant	WSAA	13 October 2023
Carl Radford, Product Appraisal Manager	WSAA	13 October 2023

Overview of WSAA

The Water Services Association of Australia (WSAA) is the peak industry body representing the urban water industry. Our members provide water and sewerage services to over 20 million customers in Australia and New Zealand and many of Australia's largest industrial and commercial enterprises.

Based around our vision of 'customer driven, enriching life', WSAA facilitates collaboration, knowledge sharing, networking and cooperation within the urban water industry. We are proud of the collegiate attitude of our members which has led to industry-wide approaches to national water issues.

WSAA can demonstrate success in the standardisation of industry performance monitoring and benchmarking, as well as many research outcomes of national significance. The WSAA Executive retains strong links with policy makers and legislative bodies and their influencers, to monitor emerging issues of importance to the urban water industry.

WSAA was formed in 1995 as a non-profit organisation to foster the exchange of information between industry, government and the community, and to promote sustainable water resource management.

The urban water industry is committed to anchoring its services to customers' values, and to enrich communities where water services have broad economic, environmental and social values. In line with this our main activities focus on four areas:

1. influencing national and state policies on the provision of urban water services and sustainable water resource management
2. promoting debate on environmentally sustainable development and management of water resources and the community health requirements of public water supplies
3. improving industry performance and establishing benchmarks and industry leading practices for water service processes; and
4. fostering the exchange of information on education, training, research, water and wastewater management and treatment and other matters of common interest.

Copyright

This document is copyrighted. Apart from any use as permitted under the Copyright Act 1968, no part of this document may be reproduced or transmitted in any form or by any means, electronically or mechanical, for any purpose, without the express written permission of Water Services Association of Australia Limited.

© Copyright 2023 by WATER SERVICES ASSOCIATION of Australia Limited **All rights reserved.**

CONTENTS

1 EXECUTIVE SUMMARY	6
1.1 Recommendations	6
2 THE APPLICANT	7
2.1 The Supplier	7
2.2 The Manufacturer	7
3 THE PRODUCT	7
4 SCOPE OF THE APPRAISAL	8
5 APPRAISAL CRITERIA	9
5.1 Quality Assurance Requirements	9
5.2 Performance Requirements	9
6 COMPLIANCE WITH APPRAISAL CRITERIA	9
6.1 Compliance with Quality Assurance Requirements	9
6.2 Compliance with Performance Requirements	9
6.2.1 Material properties of ductile iron	9
6.2.2 PE restrained joints	10
6.2.3 PE integral tail ends	10
6.2.4 Components material list	10
6.2.5 Flanges	10
6.2.6 Polymeric thermal bonded coatings	11
6.2.7 Type tests	11
6.2.8 Contact with drinking water	11
7 FITTING INSTRUCTIONS, TRAINING AND INSTALLATION	11
8 PRODUCT MARKING	12
9 PACKAGING AND TRANSPORTATION	12
10 PRODUCT WARRANTY	12
11 WATER AGENCY EXPERIENCE WITH THE PRODUCT OR FIELD TESTING REPORT	12
12 DISCUSSION	12
12.1 Limitations	12
12.2 Spindle Cap Colouring	13
13 OUTCOMES OF EXPERT PANEL PRODUCT REVIEW	13
14 FUTURE WORKS	13
15 DISCLAIMER	13
15.1 Issue of Report	13
15.2 Limits on Reliance on Information and Recommendations	13
15.2.1 Disclaimer of liability	13
15.2.2 Intellectual Property and other rights	14
15.2.3 Need for independent assessment	14
15.3 No Updating	14
15.4 No Warranty	14
APPENDIX A – PRODUCT LITERATURE	15
APPENDIX B - QUALITY CERTIFICATIONS	18
APPENDIX C – SUPPLIER CONTACTS	26

1 EXECUTIVE SUMMARY

Betta Fluid Control Co Ltd is a privately-owned joint venture, originally incorporated in 2007 as Betta Fluid Machinery Manufacturing Co Ltd, with two Chinese and two Australian partners. Appointed stocking agents distribute the Betta range of products within Australia.

Betta in Wuxi, Jiangsu Province, Peoples Republic of China, manufactures the BETTA Resilient Seated Gate Valves (RSV's) to AS/NZS 2638.2:2011 *Gate valves for waterworks purposes-Part 2: Resilient seated*.

This Issue 11 is a replacement for the previous version of the appraisal which had reached its 5-year expiry date.

This appraisal is for BETTA resilient seated gate valves in the following sizes and end configurations for both clockwise and anticlockwise closing. See Section 4 for details.

DN 80 – DN 600: Flange – Flange

DN 375, DN 450 and DN 600: Flange – Flange with integral bypass

DN 100 – DN 150: Spigot - Spigot

DN 90 – DN 315: Restrained Joints for PE pipe.

DN 100 – DN 150: DN 125 and DN 180 integral PE Tail Ends

The design of the PE restrained joint incorporates an elastomeric seal and copper alloy gripper ring. Sealing and joint anchoring is accomplished by bolting a gland ring onto the body of the valve.

The RSV with integral PE tails utilises PE 100 SDR 11 PN16 pipe press fitted over a multiple grooved spigot on the end of the valve using a high-pressure hydraulic press. The hydraulic press is then used to fit a steel collar over the joint. A polyethylene sleeve is subsequently shrink wrapped over the entire joint to prevent potential corrosion of the steel sleeve. This end configuration allows the gate valves to be fitted into a PE pipeline using fusion welding or electrofusion couplings.

AS/NZS 2638.2 does not currently include restrained flexible joints for PE pipes or PE integral tails as end connection options, however WSAA has developed product specifications to cover these options. The restrained joints meet the requirements of EN 12842-2012 *Ductile Iron Fittings for PVC-U or PE Piping Systems - Requirements and Test Methods* and the PE tail ends are required to meet specified type tests.

Betta Fluid Control Co Ltd holds an ISO 9001:2015 Quality Management System Licence.

BETTA resilient seated gate valves have ISO Type 5 product certification to AS/NZS 2638.2:2011 *Gate valves for waterworks purposes-Part 2: Resilient-seated*.

This Appraisal has determined that BETTA RSV's, as detailed in this report, meet the requirements of WSA PS 260 - *Gate Valves, Resilient Seated for Pressure Applications – Drinking Water, Non-Drinking Water Supply and Sewerage*, WSA PS 281 - *Gate Valves, Resilient Seated with Restrained Flexible Joints for Polyethylene Pipe in Pressure Applications – Drinking Water, Non-Drinking Water Supply and Sewerage* and WSA PS 278 *Gate Valves, Resilient Seated with Integral Polyethylene (PE) Ends for Pressure Applications - Drinking Water, Non-Drinking Water Supply and Sewerage* and are considered as 'fit-for-purpose'.

1.1 Recommendations

It is recommended that WSAA members, subject to any specific requirements of the member, accept or authorise the BETTA range of Resilient Seated Gate Valves, as described in Section 4, for use in water supply and sewerage pressure pipelines, provided they are installed in accordance with applicable WSAA codes and manufacturers requirements, where specified.

2 THE APPLICANT

The Applicant is Betta Fluid Control Co Ltd.

2.1 The Supplier

Betta Fluid Control Co Ltd does not hold stocks of BETTA resilient seated gate valves in Australia. Appointed stocking agents purchase the products directly from the Betta factory in Wuxi and distribute the range of products within Australia. Contact numbers for the stocking agents are listed in Appendix C.

2.2 The Manufacturer

Betta Fluid Control Co Ltd is located at Beigongwu Road, Yuqi Industry Park, Huishan District, Wuxi, Jiangsu Province, China.

Betta Fluid Control Co Ltd is a privately-owned joint venture, originally incorporated in 2007 as Betta Fluid Machinery Manufacturing Co Ltd with two Chinese and two Australian partners. Betta currently employs 45 people that include qualified technical engineers, design engineers and mechanical engineers. Betta occupies 3000 square metres of factory with the possibility of adding another 2000 square metres for future expansion.

Betta's current annual capacity is 150,000 units with the possibility to expand, as their product range increases. Betta currently manufactures spring hydrants, fire hydrants, swing check valves, resilient seated gate valves and air release valves.

Betta sources its components locally from ISO 9001 certified suppliers.

The components are inspected and tested for compliance to Betta drawings and specifications in accordance with their quality procedures.

Material certification is documented and receipted with each shipment received from the suppliers.

3 THE PRODUCT

The range of gate valves covered by this Appraisal is detailed in Table 1.

BETTA resilient seated gate valves are manufactured to AS/NZS 2638.2:2011 *Gate valves for waterworks purposes-Part 2: Resilient-seated*. The range includes RSV's from DN 80 to DN 600 with various end combinations. See Table 1.

TABLE 1
BETTA RESILIENT SEATED GATE VALVE RANGE

DN	Flanged	Spigotted	PE Restrained Joint	PE Tail Ends
80	✓		DN 90	
100	✓	✓	DN 125	DN 125
150	✓	✓	DN 180	DN 180
200	✓		DN 250	
225	✓			
250	✓		DN 280	
300	✓		DN 315	
350	✓			
375 [†]	✓			
400	✓			

450 [†]	✓			
600 [†]	✓			

[†] Integral bypass arrangements are available: DN 375 x DN 100, DN 450 x DN 100 and DN 600 x DN 150

Whilst DN 375 integral bypass arrangements are not included in AS/NZS 2638.2, the valves meet the requirements of the standard and are deemed acceptable

The RSVs are rated as PN 16 and are available with either clockwise or anti-clockwise closure directions. Operation can be by key or hand wheel or gearbox.

PE restrained joints comply with EN 12842 *Ductile Iron Fittings for PVC-U or PE Piping Systems - Requirements and Test Methods*. The design of the PE restrained joints incorporates an elastomeric seal and copper alloy gripper ring. Sealing and joint anchoring is accomplished by bolting a gland ring onto the body of the valve. The restrained joints may be deflected up to 2 degrees.



FIGURE 1 RESILIENT SEATED GATE VALVE WITH PE RESTRAINED JOINTS

The RSV with integral PE tails utilises PE 100 SDR 11 PN16 pipe press fitted over a multiple grooved spigot on the end of the valve using a high-pressure hydraulic press. The hydraulic press is then used to fit a steel collar over the joint. A polyethylene sleeve is subsequently shrink wrapped over the entire joint to prevent potential corrosion of the steel sleeve.

This end configuration allows the gate valves to be fitted into a PE pipeline using fusion welding or electrofusion couplings.



FIGURE 2 RESILIENT SEATED GATE VALVE WITH INTEGRAL PE TAIL ENDS

4 SCOPE OF THE APPRAISAL

The scope of the appraisal covers PN 16 RSVs in various sizes and end configurations, as shown in Table 1, and included in the ISO Type 5 Product Certification product schedule included in Appendix A.

5 APPRAISAL CRITERIA

5.1 Quality Assurance Requirements

The WSAA Product Appraisal Technical Advisory Group accepts resilient seated gate valves manufactured in compliance with AS/NZS 2638.2 *Gate valves for waterworks applications –Part 2: Resilient seated* and duly certified by means of an ISO Type 5 product certification scheme undertaken by a JAS-ANZ accredited Conformity Assessment Body (CAB) or by an international accreditation system recognised by JAS-ANZ.

The manufacturer is generally expected to have a production management and control system that has been duly accredited in accordance with AS/NZS ISO 9001 as a prerequisite to undergoing a product certification audit.

The ISO Type 5 Product Certification Scheme shall meet the criteria described in WSA TN-08.

5.2 Performance Requirements

BETTA resilient seated gate valves have been appraised for compliance with AS/NZS 2638.2:2011 *Gate valves for waterworks purposes –Part 2: Resilient seated*.

Appraisal criteria are also determined by the WSAA Product Appraisal Technical Advisory Group and regularly reviewed to ensure that the criteria reflect the requirements of WSAA members.

The following Product Specifications are also relevant to this application:

WSA PS 260 - *Gate Valves, Resilient Seated for Pressure Applications – Drinking Water, Non-Drinking Water Supply and Sewerage*.

WSA PS 281 - *Gate Valves, Resilient Seated with Restrained Flexible Joints for Polyethylene Pipe in Pressure Applications – Drinking Water, Non-Drinking Water Supply and Sewerage*.

WSA PS 278 *Gate Valves, Resilient Seated with Integral Polyethylene (PE) Ends for Pressure Applications - Drinking Water, Non-Drinking Water Supply and Sewerage*.

Copies of the Product Specifications are available at the following link:

<https://www.wsaa.asn.au/shop/product/60961>

6 COMPLIANCE WITH APPRAISAL CRITERIA

6.1 Compliance with Quality Assurance Requirements

Betta has submitted the following quality certificates:

- ISO 9001:2015 Certificate of Registration No. 12 100 38509 TMS issued to Wuxi Betta Fluid Control Co Ltd by TÜV SÜD Management Service GmbH.
- AS/NZS 2638.2 ISO Type 5 Product Certification Licence No. 25731 issued to Betta Fluid Control Co Ltd by Australian Certification Services Pty Ltd.

Betta has also submitted copies of relevant ISO 9001 Quality Management System licenses for their component suppliers.

Copies of the Quality Assurance and Product Certification licences have been included in Appendix B and are also available from WSAA.

6.2 Compliance with Performance Requirements

6.2.1 Material properties of ductile iron

AS/NZS 2638.2 Table 2.1 requires resilient seated gate valves manufactured from ductile iron to conform to minimum Grade 400-15 although higher strength ductile irons in

accordance with AS 1831 are acceptable. The BETTA resilient seated valves are manufactured using the higher grade ENGJS 500-7 in compliance with AS 1831.

6.2.2 PE restrained joints

The design of the PE restrained joints incorporates an EPDM elastomeric seal and Grade C37710 copper alloy gripper ring. Sealing and joint anchoring is accomplished by bolting a ductile iron polymeric coated gland ring onto the body of the valve using grade 316 fasteners.

Pipe stiffener inserts are recommended for PE pipes \geq SDR 17, i.e., PN10 or less for PE100 pipes.

6.2.3 PE integral tail ends

WSA PS 278 requires type tests to be conducted to demonstrate that the joint is leakproof whilst under longitudinal load and that the integrity of the joint will withstand pull out. The tests were successfully undertaken by Queensland Testing Laboratory (NATA Accreditation No.14783) for a DN 100 and DN 150 valve.

6.2.4 Components material list

The BETTA RSV component materials are detailed in Table 2.

Copies of material test reports have been submitted to demonstrate compliance with the nominated specifications.

TABLE 2 BETTA RSV COMPONENT MATERIAL LIST

Item	Material	Standard	Grade
Body	Ductile Iron	AS 1831	GJS/500-7
Bonnet	Ductile Iron	AS 1831	GJS/500-7
Spindle Seal Retainer \leq DN300	Stainless Steel	ASTM A743	CF8M
Spindle Seal Retainer $>$ DN300	Copper Alloy	AS1565	C48600
Gate Core	Ductile Iron	AS 1831	GJS/500-7
Gate Encapsulation	Synthetic Rubber	AS 1646	EPDM
Gate Nut	Copper Alloy	AS 1565	C48600
Spindle	Stainless Steel	ASTM A276	431
Spindle Cap	Ductile Iron	AS 1831	GJS/500-7
Fasteners	Stainless Steel	ASTM A276	316
Gaskets	Synthetic Rubber	AS 1646	EPDM
Sealing O-rings	Synthetic Rubber	AS 1646	65-75 IRHD NBR
Gland ring for PE restrained joint	Ductile Iron	AS 1831	GJS/500-7
PE restrained joint rubber seal	Synthetic Rubber	AS1646	EPDM
PE restrained joint gripper ring	Copper Alloy	AS 1568	C37710
PE Tails	Polyethylene	AS/NZS 4130	PE 100 SDR 11

6.2.5 Flanges

Flange dimensions conform to AS/NZS 4087 Figure B5 PN16.

6.2.6 Polymeric thermal bonded coatings

AS/NZS 2638.2 requires thermal bonded polymeric coating to comply with AS/NZS 4158 - *Thermal-bonded polymeric coatings on valves and fittings for water industry purposes*.

BETTA resilient seated valves are coated at their Wuxi factory using Qingdao Jindapeng JDP fusion bonded epoxy powder coloured blue.

JDP has AS/NZS 4158:2003 StandardsMark Product Certification. A copy of the licence is held on file by WSAA.

The FBE coating is applied in accordance with the requirements of AS/NZS 4158. ACS (now Pro-Switch) audits application procedures and testing in conjunction with regular ISO Type 5 certification audits.

6.2.7 Type tests

Betta has submitted copies of Type Test reports for the range of RSV's to demonstrate compliance with the performance requirements of AS/NZS 2638.2.

Queensland Testing Laboratory Pty Ltd (QTL) and the National Centre for Supervision & Inspection of Drainage Irrigation and Water Saving Equipment Products Quality, Anhui Province, China carried out the testing.

QTL is a NATA accredited laboratory (No. 14783) and The National Centre for Supervision & Inspection of Drainage Irrigation and Water-Saving Equipment Products Quality (Licence No L0606) is accredited by the China National Accreditation Service for Conformity Assessment (CNAS).

The CNAS is a signatory to the International Laboratory Accreditation Co-operation (ILAC) with mutual recognition arrangements (MRA) within the Asia Pacific Laboratory Accreditation Cooperation (APLAC).

Type tests have been satisfactorily completed by Queensland Testing Laboratory Pty Ltd for DN 125 DN and DN 180 PE restrained joints to demonstrate compliance with EN 12842-2012 *Ductile Iron Fittings for PVC-U or PE Piping Systems - Requirements and Test Methods*. Tests include positive internal pressure, negative internal pressure, cyclic internal pressure, 1000-hour long term hydrostatic strength and pull out at 25°C. According to EN 12842 type tests on a joint between DN 63 and DN 140 qualifies all sizes within that range and between DN 160 and DN 315 qualifies all sizes within that range.

AS/NZS 2638.2 specifies that provided the valve components of the integral bypass assemblies have been type tested, no further type testing is required. It is noted that DN 375 integral bypass assemblies are not specified in AS/NZS 2638.2, however they comply with the general requirements of the Standard and have been included in the product certification schedule of products. This product is therefore deemed as acceptable and fit for purpose.

6.2.8 Contact with drinking water

AS/NZS 2638.2 requires compliance with AS/NZS 4020.

Betta has submitted a copy of a test report for a DN 80 gate valve coated with Qingdao Jindapeng JDP fusion bonded epoxy powder dated July 24th 2023 undertaken by Beijing Building Materials Testing Academy Co Ltd (CNAS Accreditation No. L1449) to demonstrate compliance with AS/NZS 4020:2018.

7 FITTING INSTRUCTIONS, TRAINING AND INSTALLATION

RSV's are commonly installed throughout water supply networks and have become the standard isolation valve of the urban water industry worldwide. Installation, operation and maintenance are well understood by experienced installers and operators.

8 PRODUCT MARKING

The valves have the following markings conforming to AS/NZS 2638.2:2011:

- (a) Name of Manufacturer: BETTA
- (b) Nominal size: DNXX
- (c) Year of manufacture: XXXX
- (d) Pressure rating: PN 16
- (e) Standard No: AS/NZS 2638.2
- (f) Product Certification Mark:

9 PACKAGING AND TRANSPORTATION

Products are bubble wrapped, placed in individual cardboard cartons and packed in pallet sized 5 ply wooden boxes. Gate valves have additional rubber guards on the flanged ends and the bonnet flange for additional protection. Valves are packed with the wedges in the open position.



FIGURE 3 VALVE PACKAGING

10 PRODUCT WARRANTY

The products are covered by the normal commercial and legal requirements of the *Competition and Consumer Act 2010 (Cth)*, which covers manufacture to the relevant standard and details of Betta's warranty is included in their terms and conditions of sale.

11 WATER AGENCY EXPERIENCE WITH THE PRODUCT OR FIELD TESTING REPORT

Betta resilient seated valves have been supplied into the Australian market for many years and approvals are in place with most water agencies.

12 DISCUSSION

12.1 Limitations

Table 3 highlights the recommendations of use for the BETTA RSV range.

TABLE 3. BETTA RSV LIMITATION OF USE

Product Detail	Recommendation
Suitable Applications	Pipelines used in water reticulation, sewage, waste water and irrigation
Limitations	Maximum service temperature 40°C.
	Gate valves should not be used for throttling or adjusting flow.

12.2 Spindle Cap Colouring

Spindle caps are supplied as blue with a white coloured insert for anticlockwise closing and a red coloured insert for clockwise closing. Purple coloured spindle caps can also be supplied for non-drinking water supply networks.

13 OUTCOMES OF EXPERT PANEL PRODUCT REVIEW

There are no outstanding requests.

14 FUTURE WORKS

There are no future works.

15 DISCLAIMER

This Product Appraisal Report (Report) is issued by the Water Services Association of Australia Limited on the understanding that:

This Report applies to the product(s) as submitted. Any changes to the product(s) either minor or major shall void this Report.

To maintain the recommendations of this Report any such changes shall be detailed and notified to the Product Appraisal Manager for consideration and review of the Report and appropriate action. Appraisals and their recommendations will be the subject of continuous review dependent upon the satisfactory performance of products.

WSAA reserves the right to undertake random audits of product manufacture and installation. Where products fail to maintain appraised performance requirements the appraisal and its recommendations may be modified and reissued. Appraisal reports will be reviewed and reissued at regular intervals not exceeding five (5) years.

The following information explains a number of very important limits on your ability to rely on the information in this Report. Please read it carefully and take it into account when considering the contents of this Report.

Any enquiries regarding this report should be directed to the Program Manager, Carl Radford, email carl.radford@wsaa.asn.au.

15.1 Issue of Report

This Report has been published and/or prepared by the Water Services Association of Australia Limited and nominated Project Manager and peer group of technical specialists (the Publishers).

The Report has been prepared for use within Australia only by technical specialists that have expertise in the function of products such as those appraised in the Report (the Recipients).

By accepting this Report, the Recipient acknowledges and represents to the Publisher(s) and each person involved in the preparation of the Report that the Recipient has understood and accepted the terms of this Disclaimer.

15.2 Limits on Reliance on Information and Recommendations

15.2.1 Disclaimer of liability

Neither the Publisher(s) nor any person involved in the preparation of the Report accept(s) any liability for any loss or damage suffered by any person however caused (including negligence or the omission by any person to do anything) relating in any way to the Report or the product appraisal criteria underlying it. This includes (without limitation) any liability for any recommendation or information in the Report or any errors or omissions.

15.2.2 Intellectual Property and other rights

The Water Services Association of Australia Limited does not undertake any assessment of whether the importation, manufacture, sale or use of the Product the subject of this Report infringes the intellectual property rights or proprietary rights of any person. Recipients of the report should undertake their own assessment of whether (as relevant) the importation, manufacture, sale or use of the relevant Products infringe the intellectual property rights or other proprietary rights of any person. If the Product infringes intellectual property rights or other proprietary rights there is potential for the supply of the Products to be interrupted.

From time to time the Water Services Association of Australia Limited and the other Publishers may receive notice of allegations that the importation, manufacture, sale or use of the Product infringes intellectual property rights or other proprietary rights. The Water Services Association of Australia Limited's policy is to not refer to such allegations in its reports or take any other steps to put Recipients on notice of such allegations, unless and until it is aware that the allegations have been admitted or proved in Court. As such, Recipients acknowledge, agree and accept that the Water Services Association of Australia Limited may have information in its possession about intellectual property rights infringement allegations or other infringement allegations in relation to the Product which are not referred to or disclosed in this Report and which are not otherwise communicated to Recipients.

15.2.3 Need for independent assessment

The information and any recommendation contained (expressly or by implication) in this Report are provided in good faith (and subject to the limitations noted in this Report). However, you should treat the information as indicative only. You should not rely on that information or any such recommendation except to the extent that you reach an agreement to the contrary with the Publisher(s).

This Report does not contain all information that a person might require for the purposes of assessing any product discussed or appraised within it (Product). The product appraisal criteria used in preparing this Report may not address all relevant aspects of the Product.

Recipients should seek independent evidence of any matter which is material to their decisions in connection with an assessment of the Product and consult their own advisers for any technical information required. Any decision to use the Product should take into account the reliability of that independent evidence obtained by the Recipient regarding the Product.

Recipients should also independently verify and assess the appropriateness of any recommendation in the Report, especially given that any recommendation will not take into account a Recipient's particular needs or circumstances.

WSAA has not evaluated the extent of the product liability and professional indemnity insurance that the provider of the product maintains. Recipients should ensure that they evaluate the allocation of liability for product defects and any professional advice obtained in relation to the product or its specification including the requirements for product liability and professional indemnity insurance.



15.3 No Updating

Neither the Publisher(s) nor any person involved in the preparation of this Report [has] [have] any obligation to notify you of any change in the information contained in this Report or of any new information concerning the Publisher(s) or the Product or any other matter.

15.4 No Warranty


The Publisher(s) do[es] not, in any way, warrant that steps have been taken to verify or audit the accuracy or completeness of the information in this Report, or the accuracy, completeness or reasonableness of any recommendation in this Report.

APPENDIX A – PRODUCT LITERATURE

RESILIENT SEAT GATE VALVE

AS 2638.2 - DOUBLE FLANGE PN16 ASZ42 Series



Plastic insert in Red or White for direction of closure

Grade 431 stainless steel spindle for high strength and corrosion resistance

Optionality of acid-resistant stainless steel

Back seal to allow for replacements of stem seals under full operating pressure

Isolated fasteners in stainless steel grade 316 for corrosion protection

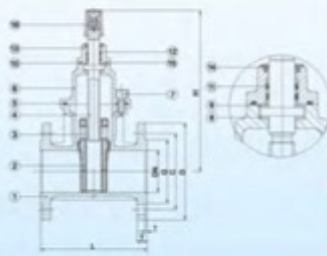
Outside rubber for transport protection

Ductile iron body and bonnet for high strength and impact resistance

Internal and External epoxy resin coating for long life corrosion protection

Ductile iron gate fully encapsulated in EPDM rubber to ensure drop tight sealing

Straight through full bore



TECHNICAL SPECIFICATIONS

Size Range	DN50-DN400
Allowable Working Pressure	16Bar
Seat test to AS 2638.2	17.6Bar
Body test to AS 2638.2	24Bar
Maximum Temperature	AS4020 40°C
Operating Direction	Clockwise or Anti

GENERAL APPLICATIONS

Ductile iron stem seal replaceable resilient seated gate valves are suitable for use with drinking water, waste water and neutral liquids, below or above ground applications. Used for the isolation of sections and branches in pipelines.

COMPONENTS LIST

No.	Part Description	Material	Grade of Material	Standard Ref.
1	BODY	DUCTILE IRON	GGGG	AS1831
		EPOXY RESIN POWDER	DRINKING WATER	AS4158
2	WEDGE	DUCTILE IRON	GGGG	AS1831
		SYNTHETIC ELASTOMER	EPDM ENCAPSULATED	AS1846
3	STEM NUT	ALUMINUM BRONZE	C86215	AS1565
4	STEM	STAINLESS STEEL	1C17162(431)	ASTM A276
5	SEAL GASKET	SYNTHETIC ELASTOMER	EPDM	AS1846
6	BONNET	DUCTILE IRON	GGGG	AS1831
		EPOXY RESIN POWDER	DRINKING WATER	AS4158
7	CONNECTING BOLT	STAINLESS STEEL	SC17162(316)	ASTM A376
8	WASHER	ENGINEERING PLASTIC	PCM	Du-Pont
9	THURST COLLAR	ALUMINUM BRONZE	C86215	AS1565
10	SEAL RING	SYNTHETIC ELASTOMER	NBR	AS1846
11	O-RINGS	SYNTHETIC ELASTOMER	NBR	AS1846
12	BUSH	ENGINEERING PLASTIC	PCM	Du-Pont
13	SPINDLE SEAL RETAINER	DUCTILE IRON	GGGG	AS1831
		EPOXY RESIN POWDER	DRINKING WATER	AS4158
14	DUST SEAL	SYNTHETIC ELASTOMER	EPDM	AS1846
15	CONNECTING BOLT	STAINLESS STEEL	SC17162(316)	ASTM A376
		STEM OPERATING CAP	DUCTILE IRON	GGGG
16	HAND WHEEL	DUCTILE IRON	GGGG	AS1831

DIMENSIONS TABLE (AS2129 2000 & AS4087 1996)

DN	L	H	D	C	G		T		F		h-d		WEIGHT (Kg)			
					AS 2129 TABLE G	AS 4087	AS 2129 TABLE G	AS 4087	AS 2129	AS 4087	AS 2129 TABLE G	AS 4087				
50	178	260	150	114	30	-	17	19	-	1.6	-	4-g18	-	12		
65	190	270	165	127	40	-	17	19	-	1.6	-	4-g18	-	15		
80	203	310	185	146	50	-	18	18	1.6	3	-	4-g18	-	22		
100	229	340	210	175	64	-	19	22	20	1.6	3	4-g18	8-g18	24		
125	254	405	235	210	86	-	21	22	-	1.6	-	6-g18	-	46		
150	267	430	280	235	111	207	21	22	23	1.6	3	8-g18	8-g22	8-g18	53	
200	292	580	335	292	268	264	22	22	25	23	1.6	3	8-g18	8-g22	8-g18	90
225	310	670	370	324	-	296	-	-	24	-	3	-	-	8-g18	130	
250	330	670	405	356	-	328	-	25	24	1.6	3	8-g22	12-g22	8-g22	134	
300	306	780	455	406	378	374	378	25	29	30	1.6	4	12-g22	12-g28	12-g22	180
375	361	1010	550	485	-	483	-	-	33	-	4	-	-	12-g26	278	
400	406	1010	580	521	488	-	29	32	-	1.6	-	12-g26	-	297		

STANDARD SPECIFICATIONS

Designed and Certified to AS 2638.2-2011
Face to face dimensions to AS 2638.2-2011
Double Flanges drilling to AS 4087 Figure B5
equal to AS 2129 T10, AS 2129 T8 available
Operating torque test to AS 2638.2 Table 5.1

APPROVALS

AS2638.2 Registration No. CNK25731
WaterMark Registration No. WM 25731
Certified to AS4020 – suitable
for contact with drinking water
AS/NZS 4158 for drinking water
EPDM rubber Certified to AS 1546

OPTIONAL EXTRAS

Hand Wheel

We Reserve The Right To Make Technical Changes And Use Similar Or Higher-quality Materials.

P07
P08



*Be the Water
Matters for Life*

RESILIENT SEAT GATE VALVE

AS/NZS 4130 - RESTRAINED ENDS PN16
ASZ72 Series



- Plastic insert in Red or White for direction of closure
- Grade 431 stainless steel spindle for high strength and corrosion resistance
- Optionally of acid-resistant stainless steel
- Back seat to allow for replacements of stem seals under full operating pressure
- Included fasteners in stainless steel grade 316 for corrosion protection
- Ductile iron body and bonnet for high strength and impact resistance
- Internal and External epoxy resin coating for long life corrosion protection
- Ductile iron gate fully encapsulated in EPDM rubber to ensure drip tight seating
- Restrained for PE100 PN16-SDR11 to AS/NZS 4130



We Reserve The Right To Make Technical Changes And Use Similar Or Higher-quality Materials.

STANDARD SPECIFICATIONS

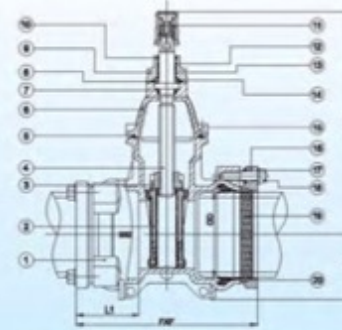
Designed and Certified to AS 2838.2-2011
Restrained for PE100
PN16-SDR11 to AS/NZS 4130
Opening torque test to AS 2838.2 Table 5.1

APPROVALS

AS2838.2 Registration No. OM025731
WaterMark Registration No. WM 25731
Certified to AS4020 - suitable
for contact with drinking water
AS/NZS 4130 for drinking water
EPDM rubber Certified to AS 1846

OPTIONAL EXTRAS

Hand Wheel



TECHNICAL SPECIFICATIONS

Size Range	DN90-ON280
Allowable Working Pressure	16Bar
Seat test to AS 2838.2	17.5Bar
Body test to AS 2838.2	24Bar
Maximum Temperature	AS4020 40C
Operating Direction	Clockwise or Anti

GENERAL APPLICATIONS

Ductile iron stem seal replaceable resilient seated gate valves are suitable for use with drinking water, waste water and neutral fluids.

COMPONENTS LIST

No.	Part Description	Material	Grade Of Material	Standard Ref.
1	BODY	DUCTILE IRON	GGG50	AS1831
2	WEDGE	DUCTILE IRON	GGG50	AS1831
3	WEDGE RUBBER	SYNTHETIC ELASTOMER	EPDM	AS1846
4	STEM NUT	BRASS	C86210	AS1968
5	STEM	STAINLESS STEEL	1G17N03(31)	ASTM A276
6	BODY BONNET GASKET	SYNTHETIC ELASTOMER	EPDM	AS1846
7	BONNET	DUCTILE IRON	GGG50	AS1831
8	WASHER	ENGINEERING PLASTIC	PCM	Da-Pond
9	BONNET O-RING	SYNTHETIC ELASTOMER	NBR	AS1846
10	WASHER	BRASS	C48300	AS1968
11	SEAL RETAINER	STAINLESS STEEL	DC17N12M2(316)	ASTM A276
12	DUST PROOF COVER	SYNTHETIC ELASTOMER	EPDM	AS1846
13	STEM CAP	DUCTILE IRON	GGG50	AS1831
14	THRUST COLLAR	ENGINEERING PLASTIC	PCM	Da-Pond
15	TOP RING	SYNTHETIC ELASTOMER	NBR	AS1846
16	BODY BONNET BOLT	STAINLESS STEEL	DC17N12M2(316)	ASTM A276
17	SPAW RING	DUCTILE IRON	EPDM	AS1846
18	BOLT	STAINLESS STEEL	DC17N12M2(316)	ASTM A276
19	BOLT WASHER	STAINLESS STEEL	DC17N12M2(316)	ASTM A276
20	RUBBERSEALING	SYNTHETIC ELASTOMER	EPDM	AS1846
21	GRIP RING	BRASS	C37710	AS1968
21	TOP BONNET BOLT	STAINLESS STEEL	DC17N12M2(316)	ASTM A276

DIMENSIONS TABLE

DN	FX'	L1	OG	H1	H(max)
90	250±2	88±1.5	90	72	310
100	280±2	88±1.5	125	95	330
150	350±2	118±1.5	180	120	430
250	410±2	148±1.5	250	180	570
280	420±2	158±1.5	280	180	570



INTEGRAL POLYETHYLENE ENDS, BETTA RESILIENT SEATED GATE VALVE, PN16, CC or ACC

for Polyethylene Pipes PE100, DN90~DN315



Gate valve with integral polyethylene tail ends for PE pipes. For drinking water and neutral liquids to max. 40°C

ASZ82X1-PE-16Q

Connection	Polyethylene Tail Ends
Material	Ductile Iron
DN	DN90~315
PN	PN16
Closing Direction	Clockwise to Close
	Anti-Clockwise to Close

APPENDIX B - QUALITY CERTIFICATIONS

Copies of the following Quality Certification Certificates are available from WSAA.

TABLE B1**BETTA FLUID CONTROL CO LTD – MANAGEMENT SYSTEMS**

Beigongwu Road, Yuqi Industry Park, Huishan District, Wuxi, Jiangsu Province, China	
Quality Systems Standard	ISO 9001:2015
Certification Licence No.	12 100 38509 TMS
Certifying Agency	TÜV SÜD
Current Date of Certification	18 June 2022
Expiry Date of Certification	17 June 2025

TABLE B2**BETTA FLUID CONTROL CO LTD – PRODUCT CERTIFICATION**

Beigongwu Road, Yuqi Industry Park, Huishan District, Wuxi, Jiangsu Province, China	
Product Standard/Spec.	AS/NZS 2638.2:2011
Certificate No.	25731
Issuing Certification Body	Australian Certification Services Pty Ltd
First Date of Certification	19 June 2019
Current Date of Certification	19 June 2019
Expiry Date of Certification	18 June 2024

CERTIFICAT

CERTIFICADO

СЕРТИФИКАТ

認證證書

CERTIFICATE

ZERTIFIKAT



Management Service

CERTIFICATE

The Certification Body
of TÜV SÜD Management Service GmbH
certifies that

Wuxi Betta Fluid Control Co., LTD.
Beigong Wu Road, Yuqi Area, Economic Development Huishan District
Wuxi City, Jiangsu Province, P.R. China
Post Code: 214183

Unified social credit code: 91320206MA1T6YJ95K

has established and applies
a Quality Management System for

**Design, Manufacture and Sales of Water Supply Gate Valves, Hydrant Valve,
Check Valve, Butterfly Valve and Fittings Used for Water Pipes.**

An audit was performed, Order No. **7482219061**.

Proof has been furnished that the requirements
according to

ISO 9001:2015

are fulfilled.

The certificate is valid from **2022-06-18** until **2025-06-17**.

The certified organization shall undergo and pass
the regular surveillance audit to maintain the validity of this certificate.

Certificate Registration No.: **12 100 38509 TMS**.

Information about this certificate can be inquired at the official website
of Certification and Accreditation Administration of the People's Republic of China (www.cnca.gov.cn).

Head of Certification Body
Munich, 2022-05-24





PRODUCT CONFORMITY SCHEME – FULL CERTIFICATION

Certification Licence

Australian Certification Services Pty Ltd grants to:

Betta Fluid Control Co., Ltd.

Trading as Betta Fluid Control Co., Ltd.

the right to use the Certification Mark as shown above in conjunction with the Certificate No. on product/s as identified in the Schedule and as listed on the Australian Certification Services Website www.certificationservices.com.au and have been shown to comply with the relevant Standard/s referred to below. The Licensee is granted a licence to use the Certification Mark subject to the rules governing the use.

Product Type: Gate Valves
Brand: BETTA
Evaluated to: AS/NZS 2638.2:2011 Amdt 1 2017 Gate Valves for waterworks purposes Part 2: Resilient seated

Issue Date: 19th June 2019
Initial Issue Date: 19th June 2019
Expiry Date: 18th June 2024

Paul Greig
General Manager

Certificate No.: 25731

This certificate remains the property of Australian Certification Services Pty Ltd

The Product Conformity Scheme (PCS) – Full Certification is a conformity assessment scheme based on ISO/IEC 17067 (Scheme Type 5) and SA HB 18.28





Product Conformity Scheme (PCS)-FULL Certification Licence Schedule

Certificate Holder	Betta Fluid Control Co., Ltd. BeiGongWu Road YuQi Industry Park HuiShan District WuXi 214183 JiangSu Province China Website: www.bettaindustries.com
Certificate Number	25731
Certification Standard/s:	AS/NZS 2638.2:2011 Amdt 1 2017 Gate Valves for waterworks purposes Part 2: Resilient seated

Product Listing

Model Identification	Brand Name	Product Description
80ASZ42X1-16Q	BETTA	DN80 PN16 Resilient Seated Ductile Iron Gate Valve Inside Screw Non Rising Spindle Anti Clockwise/Clockwise Closure Operated by a Removable Key for Buried Applications Flanged End Connections Coated with Blue Thermosetting Polymeric Material
90ASZ72X1-16Q	BETTA	DN80X90 PN16 Resilient Seated Ductile Iron Gate Valve Inside Screw Non Rising Spindle Anti Clockwise/Clockwise Closure Operated by a Removable Key for Buried Applications Socket End (PE) Connections Coated with Blue Thermosetting Polymeric Material
100ASZ42X1-16Q	BETTA	DN100 PN16 Resilient Seated Ductile Iron Gate Valve Inside Screw Non Rising Spindle Anti Clockwise/Clockwise Closure Operated by a Removable Key for Buried Applications Flanged End Connections Coated with Blue Thermosetting Polymeric Material
100ASZ42X1-16Q-2	BETTA	DN100 PN16 Resilient Seated Ductile Iron Gate Valve (Light Pattern) Inside Screw Non Rising Spindle Anti Clockwise/Clockwise Closure Operated by a Removable Key for Buried Applications Flanged End Connections Coated with Blue Thermosetting Polymeric Material
100ASZ52X1-16Q	BETTA	DN100 PN16 Resilient Seated Ductile Iron Gate Valve Inside Screw Non Rising Spindle Anti Clockwise/Clockwise Closure Operated by a Removable Key for Buried Applications Socket End (AS 2280) Connections Coated with Blue Thermosetting Polymeric Material
100ASZ52X1-16Q-2	BETTA	DN100 PN16 Resilient Seated Ductile Iron Gate Valve (Light Pattern) Inside Screw Non Rising Spindle Anti Clockwise/Clockwise Closure Operated by a Removable Key for Buried Applications Socket End Connections Coated with Blue Thermosetting Polymeric Material



Model Identification	Brand Name	Product Description
100ASZ62X1-16Q	BETTA	DN100 PN16 Resilient Seated Ductile Iron Gate Valve Inside Screw Non Rising Spindle Anti Clockwise/Clockwise Closure Operated by a Removable Key for Buried Applications Socket (AS 2280) x Flange End Connections Coated with Blue Thermosetting Polymeric Material
100ASZ72X1-16Q	BETTA	DN100 x125 PN16 Resilient Seated Ductile Iron Gate Valve Inside Screw Non Rising Spindle Anti Clockwise/Clockwise Closure Operated by a Removable Key for Buried Applications Socket End (PE) Connections Coated with Blue Thermosetting Polymeric Material
100ASZ82X1-16Q	BETTA	DN100 PN16 Resilient Seated Ductile Iron Gate Valve Inside Screw Non Rising Spindle Anti Clockwise/Clockwise Closure Operated by a Removable Key for Buried Applications Spigot End (AS 2280)Connections Coated with Blue Thermosetting Polymeric Material
150ASZ42X1-16Q	BETTA	DN150 PN16 Resilient Seated Ductile Iron Gate Valve Inside Screw Non Rising Spindle Anti Clockwise/Clockwise Closure Operated by a Removable Key for Buried Applications Flanged End Connections Coated with Blue Thermosetting Polymeric Material
150ASZ42X1-16Q-2	BETTA	DN150 PN16 Resilient Seated Ductile Iron Gate Valve (Light Pattern) Inside Screw Non Rising Spindle Anti Clockwise/Clockwise Closure Operated by a Removable Key for Buried Applications Flanged End Connections Coated with Blue Thermosetting Polymeric Material
150ASZ52X1-16Q	BETTA	DN150 PN16 Resilient Seated Ductile Iron Gate Valve Inside Screw Non Rising Spindle Anti Clockwise/Clockwise Closure Operated by a Removable Key for Buried Applications Socket End (AS 2280) Connections Coated with Blue Thermosetting Polymeric Material
150ASZ52X1-16Q-2	BETTA	DN150 PN16 Resilient Seated Ductile Iron Gate Valve (Light Pattern) Inside Screw Non Rising Spindle Anti Clockwise/Clockwise Closure Operated by a Removable Key for Buried Applications Socket End Connections Coated with Blue Thermosetting Polymeric Material
150ASZ62X1-16Q	BETTA	DN150 PN16 Resilient Seated Ductile Iron Gate Valve Inside Screw Non Rising Spindle Anti Clockwise/Clockwise Closure Operated by a Removable Key for Buried Applications Socket (AS 2280) x Flange End Connections Coated with Blue Thermosetting Polymeric Material
150ASZ72X1-16Q	BETTA	DN150x180 PN16 Resilient Seated Ductile Iron Gate Valve Inside Screw Non Rising Spindle Anti Clockwise/Clockwise Closure Operated by a Removable Key for Buried Applications Socket End (PE) Connections Coated with Blue Thermosetting Polymeric Material



Model Identification	Brand Name	Product Description
150ASZ82X1-16Q	BETTA	DN150 PN16 Resilient Seated Ductile Iron Gate Valve Inside Screw Non Rising Spindle Anti Clockwise/Clockwise Closure Operated by a Removable Key for Buried Applications Spigot End (AS 2280) Connections Coated with Blue Thermosetting Polymeric Material
200ASZ42X1-16Q	BETTA	DN200 PN16 Resilient Seated Ductile Iron Gate Valve Inside Screw Non Rising Spindle Anti Clockwise/Clockwise Closure Operated by a Removable Key for Buried Applications Flanged End Connections Coated with Blue Thermosetting Polymeric Material
200ASZ42X1-16Q-2	BETTA	DN200 PN16 Resilient Seated Ductile Iron Gate Valve (Light Pattern) Inside Screw Non Rising Spindle Anti Clockwise/Clockwise Closure Operated by a Removable Key for Buried Applications Flanged End Connections Coated with Blue Thermosetting Polymeric Material
200ASZ52X1-16Q	BETTA	DN200 PN16 Resilient Seated Ductile Iron Gate Valve Inside Screw Non Rising Spindle Anti Clockwise/Clockwise Closure Operated by a Removable Key for Buried Applications Socket End (AS 2280) Connections Coated with Blue Thermosetting Polymeric Material
200ASZ52X1-16Q-2	BETTA	DN200 PN16 Resilient Seated Ductile Iron Gate Valve (Light Pattern) Inside Screw Non Rising Spindle Anti Clockwise/Clockwise Closure Operated by a Removable Key for Buried Applications Socket End Connections Coated with Blue Thermosetting Polymeric Material
225ASZ42X1-16Q	BETTA	DN225 PN16 Resilient Seated Ductile Iron Gate Valve Inside Screw Non Rising Spindle Anti Clockwise/Clockwise Closure Operated by a Removable Key for Buried Applications Flanged End Connections Coated with Blue Thermosetting Polymeric Material
225ASZ52X1-16Q	BETTA	DN225 PN16 Resilient Seated Ductile Iron Gate Valve Inside Screw Non Rising Spindle Anti Clockwise/Clockwise Closure Operated by a Removable Key for Buried Applications Socket End (AS 2280) Connections Coated with Blue Thermosetting Polymeric Material
250ASZ42X1-16Q	BETTA	DN250 PN16 Resilient Seated Ductile Iron Gate Valve Inside Screw Non Rising Spindle Anti Clockwise/Clockwise Closure Operated by a Removable Key for Buried Applications Flanged End Connections Coated with Blue Thermosetting Polymeric Material
250ASZ52X1-16Q	BETTA	DN250 PN16 Resilient Seated Ductile Iron Gate Valve Inside Screw Non Rising Spindle Anti Clockwise/Clockwise Closure Operated by a Removable Key for Buried Applications Socket End (AS 2280) Connections Coated with Blue Thermosetting Polymeric Material



Model Identification	Brand Name	Product Description
250ASZ72X1-16Q	BETTA	DN250x250 PN16 Resilient Seated Ductile Iron Gate Valve Inside Screw Non Rising Spindle Anti Clockwise/Clockwise Closure Operated by a Removable Key for Buried Applications Socket End (PE) Connections Coated with Blue Thermosetting Polymeric Material
280ASZ72X1-16Q	BETTA	DN250x280 PN16 Resilient Seated Ductile Iron Gate Valve Inside Screw Non Rising Spindle Anti Clockwise/Clockwise Closure Operated by a Removable Key for Buried Applications Socket End (PE) Connections Coated with Blue Thermosetting Polymeric Material
300ASZ42X1-16Q	BETTA	DN300 PN16 Resilient Seated Ductile Iron Gate Valve Inside Screw Non Rising Spindle Anti Clockwise/Clockwise Closure Operated by a Removable Key for Buried Applications Flanged End Connections Coated with Blue Thermosetting Polymeric Material
300ASZ52X1-16Q	BETTA	DN300 PN16 Resilient Seated Ductile Iron Gate Valve Inside Screw Non Rising Spindle Anti Clockwise/Clockwise Closure Operated by a Removable Key for Buried Applications Socket End (AS 2280) Connections Coated with Blue Thermosetting Polymeric Material
300ASZ72X1-16Q	BETTA	DN300x315 PN16 Resilient Seated Ductile Iron Gate Valve Inside Screw Non Rising Spindle Anti Clockwise/Clockwise Closure Operated by a Removable Key for Buried Applications Socket End (PE) Connections Coated with Blue Thermosetting Polymeric Material
350ASZ42X1-16Q	BETTA	DN350 PN16 Resilient Seated Ductile Iron Gate Valve Inside Screw Non Rising Spindle Anti Clockwise/Clockwise Closure Operated by a Removable Key for Buried Applications Flanged End Connections Coated with Blue Thermosetting Polymeric Material
375ASZ342X1-16Q 100 BY-PASS	BETTA	DN375 PN16 Resilient Seated Ductile Iron Gate Valve with DN100 By Pass Valve Inside Screw Non Rising Spindle Anti Clockwise/Clockwise Closure Operated by a Removable Key for Buried Applications Flanged End Connections Coated with Blue Thermosetting Polymeric Material
375ASZ42X1-16Q	BETTA	DN375 PN16 Resilient Seated Ductile Iron Gate Valve Inside Screw Non Rising Spindle Anti Clockwise/Clockwise Closure Operated by a Removable Key for Buried Applications Flanged End Connections Coated with Blue Thermosetting Polymeric Material
375ASZ52X1-16Q	BETTA	DN375 PN16 Resilient Seated Ductile Iron Gate Valve Inside Screw Non Rising Spindle Anti Clockwise/Clockwise Closure Operated by a Removable Key for Buried Applications Socket End (AS 2280) Connections Coated with Blue Thermosetting Polymeric Material



Model Identification	Brand Name	Product Description
400ASZ42X1-16Q	BETTA	DN400 PN16 Resilient Seated Ductile Iron Gate Valve Inside Screw Non Rising Spindle Anti Clockwise/Clockwise Closure Operated by a Removable Key for Buried Applications Flanged End Connections Coated with Blue Thermosetting Polymeric Material
450ASZ42X1-16Q	BETTA	DN450 PN16 Resilient Seated Ductile Iron Gate Valve Inside Screw Non Rising Spindle Anti Clockwise/Clockwise Closure Operated by a Removable Key for Buried Applications Flanged End Connections Coated with Blue Thermosetting Polymeric Material
450ASZ42X1-16Q-2 100 BY-PASS	BETTA	DN450 PN16 Resilient Seated Ductile Iron Gate Valve with DN100 By Pass Valve Inside Screw Non Rising Spindle Anti Clockwise/Clockwise Closure Operated by a Removable Key for Buried Applications Flanged End Connections Coated with Blue Thermosetting Polymeric Material
600ASZ42X1-16Q	BETTA	DN600 PN16 Resilient Seated Ductile Iron Gate Valve Inside Screw Non Rising Spindle Anti Clockwise/Clockwise Closure Operated by a Removable Key for Buried Applications Flanged End Connections Coated with Blue Thermosetting Polymeric Material
600ASZ42X1-16Q-2 150 BY-PASS	BETTA	DN600 PN16 Resilient Seated Ductile Iron Gate Valve with DN150 By Pass Valve Inside Screw Non Rising Spindle Anti Clockwise/Clockwise Closure Operated by a Removable Key for Buried Applications Flanged End Connections Coated with Blue Thermosetting Polymeric Material



APPENDIX C – SUPPLIER CONTACTS

Australian Office

Betta Fluid Control Co. Ltd

45 Cyperus Crescent Carseldine, QLD 4034

Tony Iskra Mobile: 0417 500132

Paul Chesterfield Mobile: 0407 736526

Email: sales@bettavalves.com

Website: www.bettaindustries.com

China Office and Factory

Betta Fluid Control Co. Ltd

BeiGongwu Road, YuQi Industry Park, HuiShan District, WuXi, China. P.C. 214183

Mr Jacky Zhang

Tel: +86-510-83881123

Stocking Agents

Clover Pipelines

VIC: 03 8373 8000

QLD: 07 3073 7000

NSW: 02 8279 8000

WA: 08 6166 6800

SA: 08 8120 4600

Civilpipes Pty Ltd

QLD: 07 3053 3456



Melbourne Office

Wurundjeri Country
Level 8, Suite 8.02
401 Docklands Drive
Docklands VIC 3008

Sydney Office

Gadigal Country
Level 6 75 Elizabeth Street
Sydney NSW 2000
GPO Box 915
Sydney NSW 2001

P +61 (0) 3 8605 7600
email: info@wsaa.asn.au

www.wsaa.asn.au